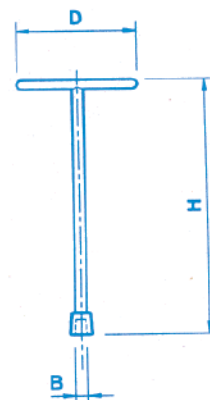




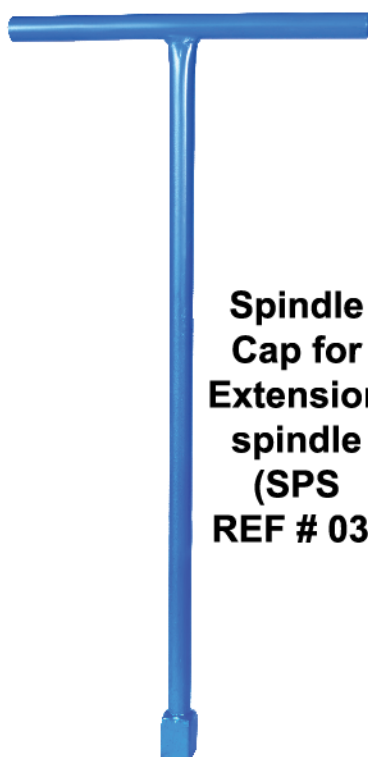
SPS-EXTENSION SPINDLE

Material :Epoxy Coated Steel

Valve Size DN	H	D	B
50	602	275	30-33
60-80	1010	325	30-33
100,125,150	1035	475	30-33
200	1200	650	35-40
250-300	1235	700	35-40



**T- KEY
(SPS REF # 02)**



**Spindle
Cap for
Extension
spindle
(SPS
REF # 03)**

Material :Epoxy Coated Grey Cast Iron

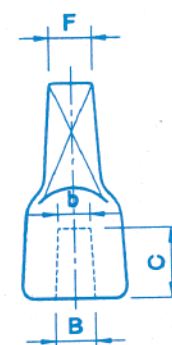
Valve Size DN	B	Square b mm
50-150	30-33	20x20
200-300	35-40	25x25



**Spindle Cap for
Gate Valve
(SPS REF # 04)**

Material: Epoxy Coated Grey Cast Iron

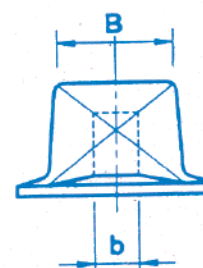
DN	b	B	C	F
50	14	18	30	30-33
60-80	17	21	35	30-33
100,125,150	19	23	40	30-33
200	24	28	45	30-33
250-300	27	31	50	30-33



**Wrench Nut to AWWA
(SPS REF # 05)**

Material: Epoxy coated grey Cast Iron

DN	b	B
50	14	50.8
65-80	17	50.8
100,125,150	19	50.8
200	24	50.8
250-300	27	50.8



Design Mechanical Data, Dimension , Materials and weight are subject to change without notice